
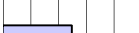
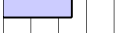





Question		Frequency	%	Cum %
I received accurate information about what the paper would involve Mean: 1.3	Always 1	5	71.4%	71.4%
	Usually 2	2	28.6%	100.0%
	Sometimes 3	0	0.0%	
	Seldom 4	0	0.0%	
	Never 5	0	0.0%	
		7	100.0%	100.0%
The paper's objectives (learning outcomes) were stated clearly Mean: 1.6	Always 1	3	42.9%	42.9%
	Usually 2	4	57.1%	100.0%
	Sometimes 3	0	0.0%	
	Seldom 4	0	0.0%	
	Never 5	0	0.0%	
		7	100.0%	100.0%
The assessment tasks were a fair test of my learning in this paper Mean: 1.6	Always 1	5	71.4%	71.4%
	Usually 2	1	14.3%	85.7%
	Sometimes 3	0	0.0%	85.7%
	Seldom 4	1	14.3%	100.0%
	Never 5	0	0.0%	
		7	100.0%	100.0%
I was able to access required learning resources when I needed them Mean: 1.4	Always 1	5	71.4%	71.4%
	Usually 2	1	14.3%	85.7%
	Sometimes 3	1	14.3%	100.0%
	Seldom 4	0	0.0%	
	Never 5	0	0.0%	
		7	100.0%	100.0%
The paper was well organised and ran smoothly Mean: 1.4	Always 1	5	71.4%	71.4%
	Usually 2	1	14.3%	85.7%
	Sometimes 3	1	14.3%	100.0%
	Seldom 4	0	0.0%	
	Never 5	0	0.0%	
		7	100.0%	100.0%
I was given enough time to learn the things I had to learn Mean: 1.4	Always 1	4	57.1%	57.1%
	Usually 2	3	42.9%	100.0%
	Sometimes 3	0	0.0%	
	Seldom 4	0	0.0%	
	Never 5	0	0.0%	
		7	100.0%	100.0%
The paper was intellectually stimulating Mean: 1.1	Always 1	6	85.7%	85.7%
	Usually 2	1	14.3%	100.0%
	Sometimes 3	0	0.0%	
	Seldom 4	0	0.0%	
	Never 5	0	0.0%	
		7	100.0%	100.0%
Overall, I was satisfied with the quality of this paper Mean: 1.6	Always 1	3	42.9%	42.9%
	Usually 2	4	57.1%	100.0%
	Sometimes 3	0	0.0%	
	Seldom 4	0	0.0%	
	Never 5	0	0.0%	
		7	100.0%	100.0%

Question		Frequency	%	Cum %
Citizenship	NZ citizen 1 	1	50.0%	50.0%
	Australian citizen 2 	0	0.0%	50.0%
	Permanent resident 3 	1	50.0%	100.0%
	International student 4 	0	0.0%	
		2	100.0%	100.0%
For my programme of study, this paper is	Compulsory 1 	0	0.0%	0.0%
	Optional 2 	1	100.0%	100.0%
		1	100.0%	100.0%

TEACHING DEVELOPMENT

FINA515-09B (HAM) Advanced Financial Modelling

TEACHING - Kurt Hess (sole-taught)

TEACHING APPRAISAL RESULTS

Overall teaching effectiveness = 1.3
Other ratings range from 1.1 to 2.0

Nov-09

Total number of questionnaires analysed = 7

Students enrolled = 14

Response rate 50%

Question		Frequency	%	Cum %
This teacher was enthusiastic about what they were teaching	Always 1	6	85.7%	85.7%
	Usually 2	1	14.3%	100.0%
	Sometimes 3	0	0.0%	
	Seldom 4	0	0.0%	
	Never 5	0	0.0%	
			7	100.0%
Mean: 1.1				
This teacher was good at explaining things	Always 1	2	28.6%	28.6%
	Usually 2	3	42.9%	71.4%
	Sometimes 3	2	28.6%	100.0%
	Seldom 4	0	0.0%	
	Never 5	0	0.0%	
			7	100.0%
Mean: 2.0				
This teacher made it clear what they expected of me	Always 1	5	71.4%	71.4%
	Usually 2	2	28.6%	100.0%
	Sometimes 3	0	0.0%	
	Seldom 4	0	0.0%	
	Never 5	0	0.0%	
			7	100.0%
Mean: 1.3				
This teacher gave me helpful feedback on how I was going	Always 1	5	71.4%	71.4%
	Usually 2	2	28.6%	100.0%
	Sometimes 3	0	0.0%	
	Seldom 4	0	0.0%	
	Never 5	0	0.0%	
			7	100.0%
Mean: 1.3				
This teacher encouraged me to get actively involved in learning tasks	Always 1	6	85.7%	85.7%
	Usually 2	1	14.3%	100.0%
	Sometimes 3	0	0.0%	
	Seldom 4	0	0.0%	
	Never 5	0	0.0%	
			7	100.0%
Mean: 1.1				
This teacher made the subject interesting	Always 1	3	42.9%	42.9%
	Usually 2	2	28.6%	71.4%
	Sometimes 3	2	28.6%	100.0%
	Seldom 4	0	0.0%	
	Never 5	0	0.0%	
			7	100.0%
Mean: 1.9				
This teacher was approachable when advice or help was required	Always 1	4	57.1%	57.1%
	Usually 2	2	28.6%	85.7%
	Sometimes 3	1	14.3%	100.0%
	Seldom 4	0	0.0%	
	Never 5	0	0.0%	
			7	100.0%
Mean: 1.6				
Overall, this teacher was effective	Always 1	5	71.4%	71.4%
	Usually 2	2	28.6%	100.0%
	Sometimes 3	0	0.0%	
	Seldom 4	0	0.0%	
	Never 5	0	0.0%	
			7	100.0%
Mean: 1.3				